

NATE SERIES TEACHER STATION

Academia
FURNITURE INDUSTRIES

**FIFTEEN YEAR
WARRANTY**



MODEL T-TSP2468
NATE TEACHERS STATION

VERSATILITY

With unique built-in podium, a simple pull of a lever can raise, lower or tilt lectern as needed. Retractable return allows for almost twice the desktop space, disappears when not needed.



HEAVY DUTY CASTER

DESIGN

Stunningly sleek, this magnificent teacher's desk has raised the bar of beauty, innovation and adaptability in the industry.



INSET CASTER

BENEFITS


Roomy, locking storage and file drawers. Special casters allow return to swing in or out with ease. Modesty panel for teacher comfort.



TILTED PODIUM

STRENGTH

Enhancements include threaded inserts in table top, preset with steel into wood table top for years of long-lasting and unshakable wear.



OPTIONAL POWER SUPPLY

NATE SERIES TEACHER STATION

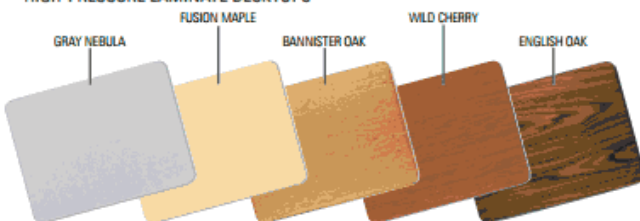


DETACHABLE PODIUM

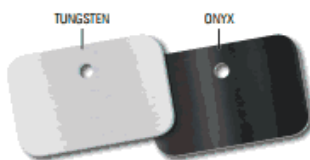


RETRACTABLE RETURN

HIGH-PRESSURE LAMINATE DESKTOPS



FRAME FINISHES



GENERAL SPECIFICATIONS

TABLETOP — 1 1/8" fiberboard with high pressure laminate surface and 2mm edge banding

LEGS — (3) 2 3/8" diameter, powder coated, 16 gauge steel legs, screwed into heavy duty table inserts.

MOBILE PODIUM— Powder coated steel box with 2 drawers and 1 ball bearing file drawer Adjustable podium top ranging from 29"-42" high. Angled podium surface adjusting to 45 degrees.

MODESTY PANEL — Powder coated 18 gauge steel.

GLIDE/CASTER— A heavy duty locking caster for the extended pivot leg. Inverted caster for the inner pivot leg and rubber lined glide for the stationary leg

OPTION— Power Supply 2 AC power. Mobile Podium— Removable podium with one lever to set apart.

MODEL	DESKTOP DIMENSIONS W x D x L (INCHES)	WT (LBS)	PER SKID
T-TSP2468	28 x 28 x 26	30	130
T-TSPM2468	28 x 28 x 26	30	130